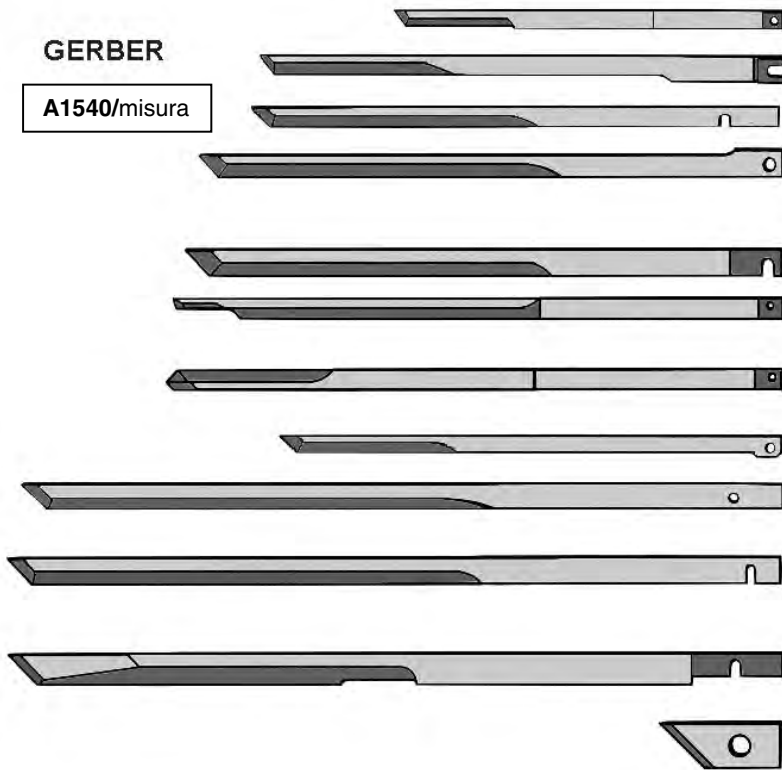


# LAME SPECIALI

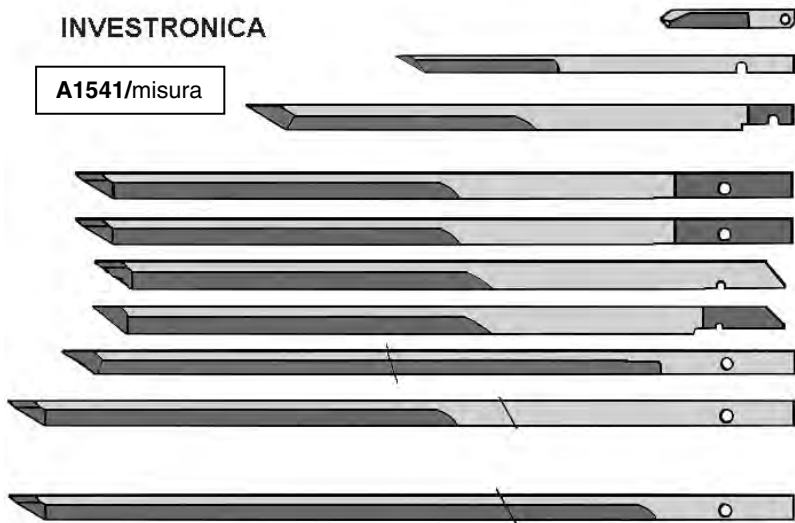
## GERBER

A1540/misura



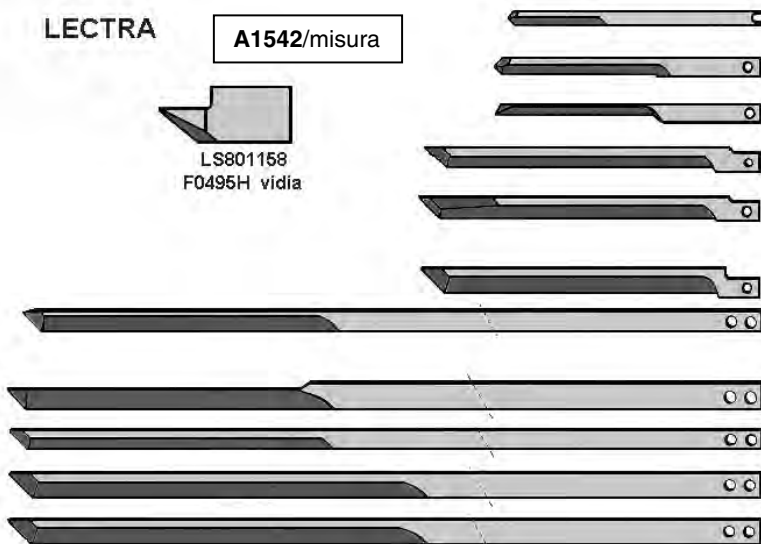
## INVESTRONICA

A1541/misura



## LECTRA

A1542/misura



G95	127X0,9X0,5
G93	175X1,5X6,3
G90	178X1,5X6,5
G93HPC/S5200 1100880 054782004	195X2X7,9
SYS 5000	196X2,3X8
G2000/2001 PN06691002	200X2,15X6,3
G3000/3002 PN07338700	202X2,1X6,3
087204000	206X1,9X7,9
G91/93 S7200/S7500	254X2,35X8 CON FORO
G91/S93 S7200/S7500 02126109	254X2,35X8 CON TACCA
032419013	254X3,13X9,7
TL055	VIDIA
CV2	45,5X1,5X6,5  139X1,5X6,3
SC4DIS/S40 81700300	187X1,95X8  245X2,52X8,3
S70/817001301	245X3X8,3
S70/817001E02	252X2,5X7,8
S70/817001G01	252X2,75X7,8  291X2,52X7,85
SC2 TAGLIO CORTO	296X2,52X8 K
SC3 TAGLIO LUNGO	296X2,52X8 L
SYSTEM 97	85X0,8X4
VECTOR 2500	89X1,5X5,5  89X1,5X5,5-3,5
SYSTEM 95	113X2X7,5
SYSTEM 95	113X2X7,5 H  114X3X9,5
SYSTEM 95 VECTOR500/5000	296X2X7
SYSTEM 95	296X3X8,5-6,5 296X3X7
116802	360X2,4X7
SYSTEM 96 VECTOR 7000	360X3X8,5