

PIEDINI A ROTELLA - PIEDINI ADLER

PIEDINI A ROTELLA



ALFA 2-82297 mm.22
2-82344 mm.32



Pfaff 119681



Pfaff 119787



Pfaff 51155



Pfaff 51157



Pfaff 51159



ALFA 2-80249
attacco basso



ALFA 2-82311 mm. 22
2-82314 mm. 32



ALFA 2-82315



ALFA 3-81299 mm.22
3-81300 mm.32

Singer 12264 mm. 22
12265 mm. 25
12267 mm. 30

PIEDINI ADLER

KI.67-68-69-167



067-22-072-3

067-22-063-3



167-22-019-3

167-22-018-3 (mm.8)



069-00-394-3

069-22-121-3 (mm.6)



069-00-391-0

069-22-117-3

069-22-1003
per bordare



067-22-078-0

067-22-070-6



067-22-079-0

067-22-070-0

PIEDINI ADLER



S67 3/16 set completo import
S67 1/4 set completo import

067-22-076-0 3/16
067-22-077-0 1/4

067-22-068-3 3/16
067-22-069-3 1/4



A8009

A8010

con scanalatura da 2 a 12 mm

A8011

A8012



A8013

da 2 a 12 mm.

A8014

A8015

da 2 a 8 mm.

A8016



A8017

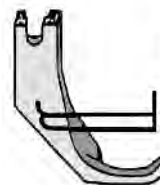
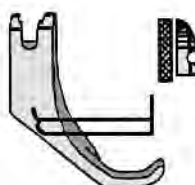
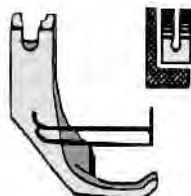
A8018

da 2 a 12 mm.

A8019

A8020

PIEDINI PER ADLER 69-169-269



069-003943

069-221113

069-221163

069-221143

069-221123

069-221143



069-221153

069-221133

069-221113

069-221133

PIEDINI ADLER



A8005

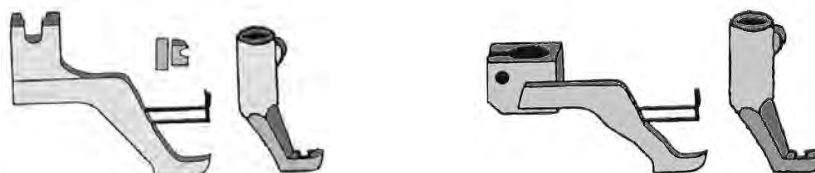
A8006

A8007 da 3 a 7 mm. **A8008**

367-22-099-3

467-22-001-3

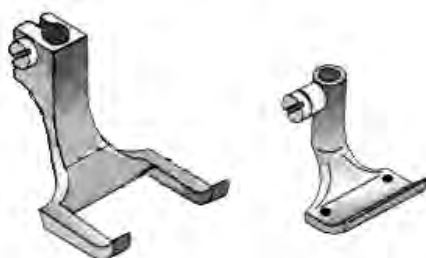
PIEDINI ADLER PER FIBBIE



forniti in coppia ADLER 67/69/167/267/269
A69-2211

forniti in coppia ADLER 467/767
A467-2211

PIEDINI 2 AGHI ADLER 467.767.768



misura/mm.	esterno	interno
3	367222463	067222313
4	367222473	067222323
5	367222483	067222333
6	367222093	067222343
8	367222103	067222353
10	367222013	067222383
12	367222313	067222393
14	367222323	067222413
16	367222333	067222423
18	367222533	067222433
20	367222543	067222443
22	367222413	067222773
24	367223163	067222453

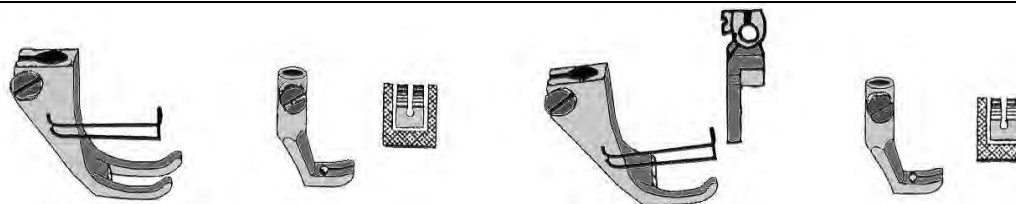
PIEDINI PER 2 AGHI ADLER 67.167.267



4,0 mm	067 22250 3	067 22232 3	067 20397 0	067 21340 0	068 23207 4
5,0 mm	067 22251 3	067 22233 3	067 20366 0	067 21343 0	068 23208 4
6,0 mm	067 22252 3	067 22234 3	067 20389 0	067 21346 0	068 23209 4
8,0 mm	067 22254 3	067 22235 3	067 20363 0	067 21349 0	068 23211 4
10,0 mm	067 22256 3	067 22238 3	067 20364 0	067 21352 0	068 23212 4
12,0 mm	067 22257 3	067 22239 3	067 20365 0	067 21355 0	068 23215 4
14,0 mm	067 22259 3	067 22241 3	067 20375 0	067 21359 0	068 23218 4
16,0 mm	067 22260 3	067 22242 3	067 20376 0	067 21362 0	068 23221 4
18,0 mm	067 22261 3	067 22243 3	067 20399 0	067 21365 0	068 23222 4
20,0 mm	067 22262 3	067 22244 3	067 20367 0	067 21367 0	068 23223 4
22,0 mm	067 22278 3	067 22277 3	067 20320 0	067 21369 0	068 23224 4
24,0 mm	067 22263 3	067 22245 3	067 20322 0	067 21374 0	068 23241 4

PIEDINI ADLER

Dettaglio piedini normali per griffa da 6 mm



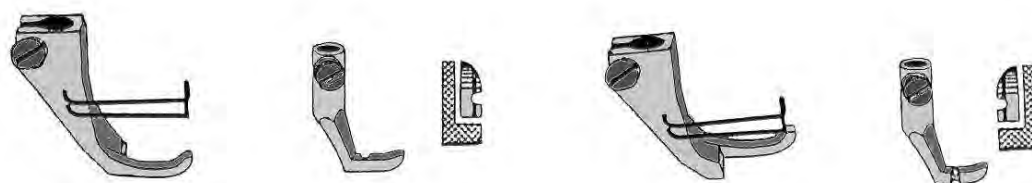
A6-367220983

067220633

C6

067220633

Dettaglio mezzi piedini DX e SX per griffa da 6 mm



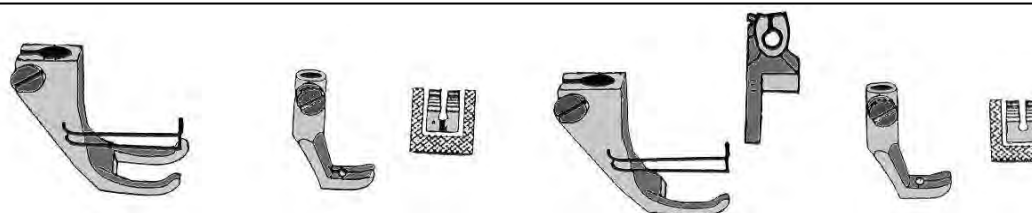
D6

067220713

E6

067220703

Dettaglio piedini normali per griffa da 8 mm



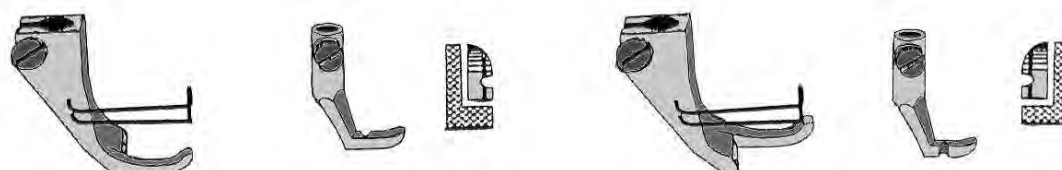
A8-367220993

467220013
367221443 foro chiuso

C8

467220013

Dettaglio mezzi piedini DX e SX per griffa da 8 mm



D8-367220283

167220323

E8-367220343

167220303



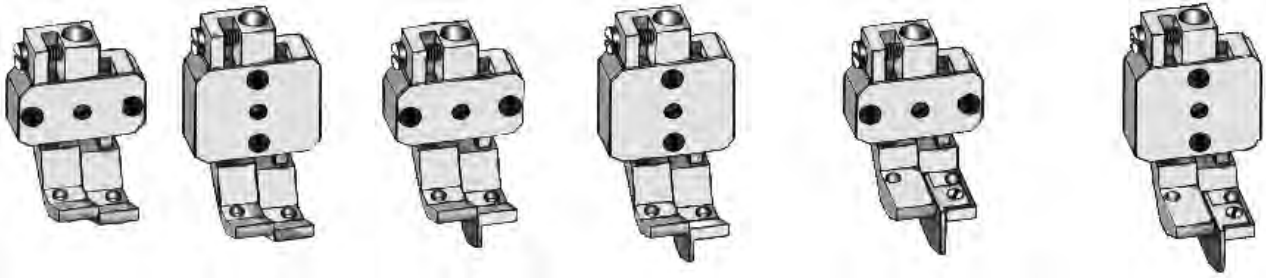
Piedini con scanellatura per Adler 467

AD467DE **AD467DI**
da mm.3 a mm.12

AD467MDE **AD467MDI**
da mm.3,5 a mm.8

AD467SE **AD467SI**
da mm.4 a mm.7

PIEDINI ADLER 267-268 2 AGHI BILANCINO



A8045B
Basso
Aghi fissi

A8045
alto
disinnestabili

A8045GB
basso con guida fissa
aghi fissi

A8045G
alto con guida fissa
disinnestabili

A8045GBR
basso con guida remov.
aghi fissi

A8045GR
alto con guida remov.
disinnestabili

Misure fornibili : 4,8 – 6 – 6,4 – 8 – 10 – 12 – 14 mm

PIEDINI DURKOPP

KI.212 trasporto ago + KI 244 a 2 aghi



212-1193

A2403
(212-903)

212-1643

212-887

A832ATA212
cerniere invisibili con prua e senza prua

A832TA212

A2411
suola mm 5,4

A2413
mm 7



A2410
suola mm.5,4

A2412
suola mm.7

A2402
suola mm.5,4

A2402L
suola mm.7

A2403T
tutto teflon
A2403TB
Suola ricambio

A2402SXDX
mezzo per cerniere
regolabile dx sx